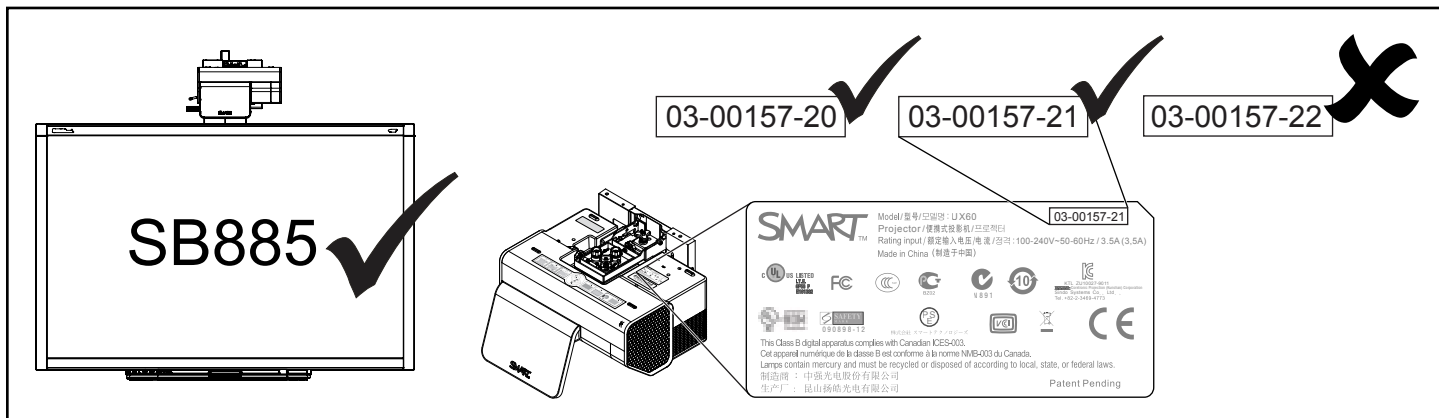


# SMART Board® 885ix interactive whiteboard system power supply addendum (projector Part No. 03-00157-20 or -21)

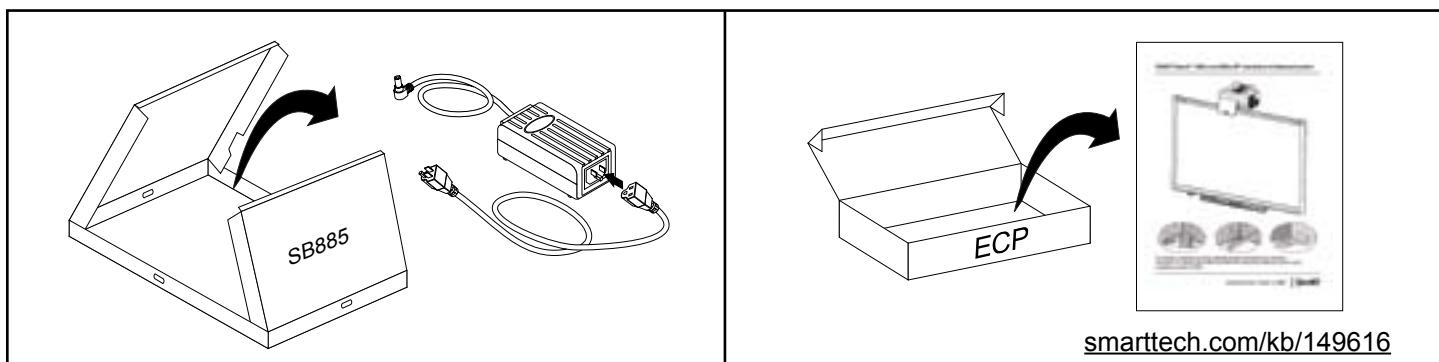


This document applies only to SMART UX60 projectors that are marked with Part No. 03-00157-20 or 03-00157-21 and that are used with a SMART Board® 885 interactive whiteboard. It does not apply to SMART UX60 projectors used with SMART Board 685 interactive whiteboards.

Before following the instructions in this document, check the label on the top of your SMART UX60 projector to confirm that the part number is 03-00157-20 or 03-00157-21.

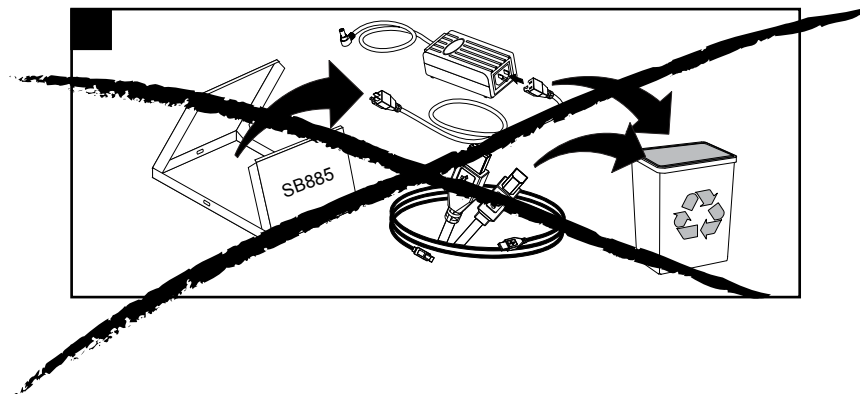


For SMART Board 885ix interactive whiteboard systems where the projector is marked with Part No. 03-00157-20 or 03-00157-21, you need the power cable included with your interactive whiteboard to power your system. This is not necessary for SMART UX60 projectors marked with other part numbers.



1

- Do not recycle the power cable as illustrated in the installation guide you received with your system. Instead, use the power cable to power your interactive whiteboard system.
- Powering your interactive whiteboard from the SMART UX60 projector as described in the installation guide can cause erratic projector behavior.



2

Do not connect the pen tray of your SMART Board interactive whiteboard as illustrated in the installation guide you received with your system. Instead, refer to the following instructions.

