

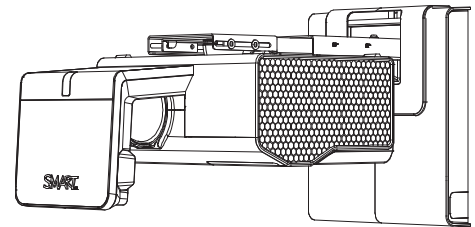
Specifications

LightRaise™ 40wi interactive projector

Model SLR40wi

Physical specifications

Size	14" W × 12 5/8" H × 27" D (35.6 cm × 32 cm × 68.6 cm)
Weight	17 lb. (7.7 kg)
Shipping size	20" W × 15 1/2" H × 24" D (50.8 cm × 39.4 cm × 61 cm)
Shipping weight	35 lb. (15.9 kg)



All dimensions +/- 1/8" (0.3 cm). All weights +/- 2 lb. (0.9 kg).

Standard features

System requirements	Windows® operating systems or Mac operating system software as detailed in the <i>SMART Notebook™ collaborative learning software for Windows and Mac computers release notes</i> . Your LightRaise projector supports one computer connection on a primary display only.
USB connection	12 Mbps
Software	Interact with applications, perform mouse functions and write and erase digital ink using the interactive pen. <ul style="list-style-type: none">• For basic mouse operations with the interactive pen, you don't need to install drivers on computers with Windows operating systems.• Advanced features, including the calligraphic pen, are available if you install SMART software from the included DVD. Software upgrades are available from smarttech.com/downloads.
Environmental compliance	China EIP, EU WEEE, Covered Electronics Devices, Packaging, Batteries and EU RoHS

Extraordinary made simple®

SMART

SPECIFICATIONS

LightRaise 40wi interactive projector – Model SLR40wi

Regulatory certification	CB (TUV), CCC, CE, C-Tick, FCC, GOST-R, KC, PSB, PSE, TUV-GS, UL (U.S./Canada) and VCCI
Warranty	The projector and interactive pen have a three-year limited equipment warranty. The projector lamp has a 1000-hour/one-year warranty. See warranty documents for details.

Projector features

Aspect ratio	16:10 and 16:9 selectable native aspect ratios with support for 4:5 and 4:3 ratios with scaling
Contrast ratio	2900:1

Projected image size range and ceiling clearance

i NOTE

Interactive area sizes listed below are for projecting onto a blank, vertical wall. When projected onto an existing whiteboard, the maximum diagonal area size reduces by 1 1/2" (3.8 cm) for each 1/2" (1.3 cm) of whiteboard thickness. For more information about interactive area sizes and ceiling clearances, see the *LightRaise 40wi interactive projector mounting template* (smarttech.com/kb/170172).

Minimum interactive area size on a blank wall	82" (208.3 cm) diagonal 69 1/2" W × 43 1/4" H (176.6 cm × 110.4 cm) Minimum 20" (50.8 cm) clearance required from top of image area to ceiling
Maximum interactive area size on a blank wall	102" (259.1 cm) diagonal 86 1/2" W × 54" H (219.7 cm × 137.3 cm) Minimum 22 1/4" (56.5 cm) clearance required from top of image area to ceiling
Throw ratio	0.30:1
Display resolution	WXGA 1280 × 800 HD ready, maximum resolution 720p pixel perfect, 1080i supported
Display technology	The projection engine uses DLP® technology by Texas Instruments™, providing BrilliantColor™ performance and quality Gamma 2.2 correction with Bright Room, Dark Room, sRGB, User and SMART Presentation modes.
3D technology	3D-ready projector using DLP Link™ technology
Video system compatibility	NTSC, NTSC 4.43, PAL, PAL-N, PAL-M and SECAM

SPECIFICATIONS

LightRaise 40wi interactive projector – Model SLR40wi

Video interface compatibility	HDCP compliant HDMI™, Composite, S-video, VESA® RGB with additional interface support for Component YPbPr and Component YCbCr inputs with the proper adapters (not included)
Video format compatibility	The projector has a native 16:10 aspect ratio XGA resolution and supports VGA, SVGA, SXGA, Quad VGA, SXGA+ and UXGA formats with scaling.
Synchronization	Auto image synchronization (auto tracking, frequency, position adjustment, source detect and phase detect)
Keystone correction	Corrects for projector tilt +40°/- 40°
Brightness	Adjustable to compensate for ambient light. Estimated at up to 2500 lumens (typical) at a CCT of 6500 K by the IEC method.
Lamp life	2500 hours in Standard 230 W mode. 4000 hours in Economy 190 W mode
Projector noise	36 dBA at high speed and 31 dBA at standard speed, measured using the JIS method
Speakers	The projector includes a built-in speaker.
Frequency range	100 Hz to 20 kHz
Maximum output	83 dB SPL
Output	10 W peak
Controls	
Remote control	Provides a method of controlling the projector and adjusting the projector settings
External control	The RS-232 control connector is configured to accept control codes from your computer or from an optional room control system. An RS-232 cable isn't included.
Network control	RJ45 connector for network control. A network cable isn't included.

Input/output connections

Connector	Connects to	Cable provided
Power	Mains power source	14' 9" (4.5 m) country-specific power cable
USB	Computer (not included)	16' (5 m) USB cable
DB15F RGB video input (VGA 1)	Default primary computer (not included)	16' (5 m) VGA cable
DB15F RGB video input (VGA 2)	Optional secondary computer (not included)	Not included
DB15F RGB video output (VGA Out)	Optional secondary display (not included)	Not included

SPECIFICATIONS

LightRaise 40wi interactive projector – Model SLR40wi

Connector	Connects to	Cable provided
Stereo 3.5 mm phone jack audio input (×2)	Computer (not included)	16' (5 m) balanced analog audio cable with 3.5 mm connectors
Stereo 3.5 mm phone jack audio output	Speakers (not included)	Not included
Mono 3.5 mm microphone	Microphone (not included)	Not included
RCA composite video input (and left and right RCA audio input)	Video source (not included)	Not included
4-pin mini-DIN S-video input (and left and right RCA audio input)	Video source (not included)	Not included
HDMI digital input	High-definition video source (not included)	Not included
DB9 RS-232	Room control	Not included
RJ45	Network (for web page management and SNMP access)	Not included

Theft protection The projector system features a padlock ring to prevent theft. A padlock isn't included. The Kensington® security slot can function as a visual and physical theft deterrent.

Interactive pen features

Interactive technology Optical sensing pen communicates with the projector using Radio Frequency (RF) in the 2.4 GHz band.

- Pen features**
- Mouse-click button
 - Power switch
 - 2 Status lights
 - USB mini-B connection for charging

Power requirements Approximately 2 1/2 hours to charge the lithium-ion battery using the included 9' 10" (3 m) USB mini-B cable. A complete charge typically provides at least 20 hours of continuous use.

Pen holder The lockable pen holder protects up to two interactive pens while they charge. It has storage space for the remote control.

SPECIFICATIONS

LightRaise 40wi interactive projector – Model SLR40wi

Installation

Mounting hardware

Mounting hardware includes wall-mount, safety tether and pen holder.



IMPORTANT

Mounting bolts for your specific wall type are sold separately. Contact your SMART reseller (smarttech.com/where).

Installation instructions

Installation instructions are included in the box and available online at smarttech.com/support.

Power requirements

100V–240V AC at 50 Hz–60 Hz

Power consumption

290 W average in Standard mode and less than 1 W in Standby mode in accordance with EuP regulations

Storage and operating specifications

Storage temperature

-4°F to 122°F (-20°C to 50°C) with up to 80% humidity, non-condensing

Operational temperature

At normal fan speed: 41°F to 95°F (5°C to 35°C) with up to 80% humidity, non-condensing from 0' to 6000' (0 m to 1800 m)

At high fan speed: 41°F to 95°F (5°C to 35°C) with up to 80% humidity, non-condensing from 6000' to 6800' (1800 m to 2100 m)

SMART order number

SLR40WI

LightRaise 40wi interactive projector with interactive pen and pen holder

Optional accessories

1007582

Lamp module replacement kit for the LightRaise 40wi interactive projector

1013576

Optional mounting hardware kit for SMART projectors

1017223

Replacement interactive pen holder for the LightRaise 40wi interactive projector

RPEN-SLR40

Replacement interactive pen for the LightRaise 40wi interactive projector

FRU-NIB-40WI

Replacement nibs for the LightRaise 40wi interactive projector interactive pen

CAT5-XT-1100

USB extender cable

SPECIFICATIONS

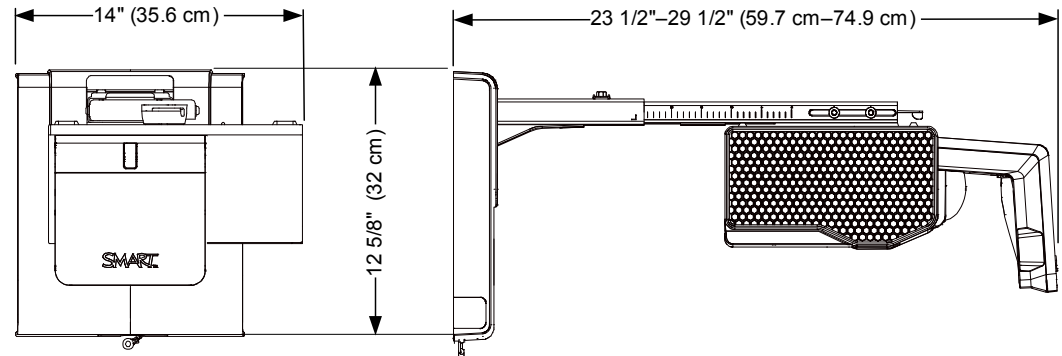
LightRaise 40wi interactive projector – Model SLR40wi

Physical dimensions

For more information about product installation and ceiling clearances, see the *LightRaise 40wi interactive projector mounting template* (smarttech.com/kb/170172).

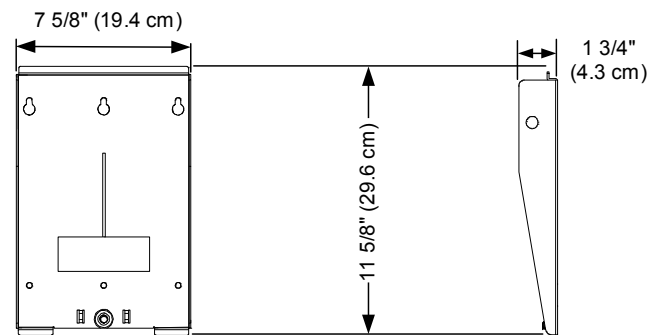
Interactive projector front view

Interactive projector side view



Mounting bracket front view

Mounting bracket side view



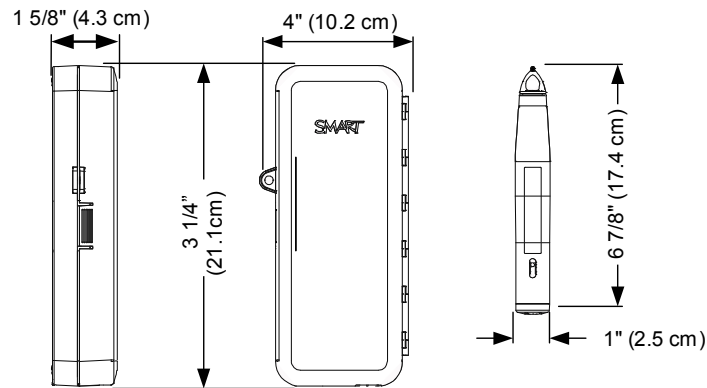
SPECIFICATIONS

LightRaise 40wi interactive projector – Model SLR40wi

**Pen holder front
view**

**Pen holder side
view**

**Interactive pen
view**



smarttech.com/support

smarttech.com/contactsupport

© 2012 SMART Technologies ULC. All rights reserved. LightRaise, SMART Notebook, smarttech, the SMART logo and all SMART taglines are trademarks or registered trademarks of SMART Technologies ULC in the U.S. and/or other countries. All third-party product and company names may be trademarks of their respective owners. One or more of the following patents: US6320597; US6326954; US6540366; US6741267; US7151533; US7411575; US7643006; US7757001; US7880720; USD616462; USD617332; USD643046; and USD649976. Other patents pending. Contents are subject to change without notice. 08/2012.